

6238.4 Crank height adjustment system

The crank height adjustment system for Senior 600 mm basin. Allows for smooth and easy customization of the Senior basin height via a removable hand crank. Height adjustment range is 200 mm. The recommended operating height of the basin is 700-900 mm. The unit is designed in accordance with the requirements of SFS-EN 14688: 2015. All white metal parts are painted with antimicrobial paint.

The height adjustment rails and plumbing are hidden behind the cover, which makes the system look elegant.

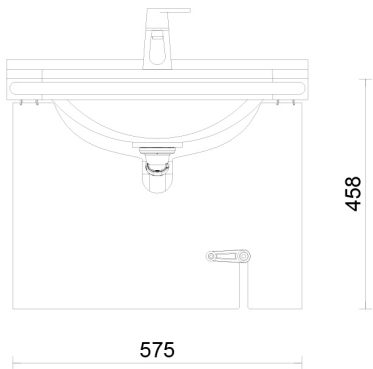
To get a functional unit you need:

- a basin
- mounting hardware, product number: 6208-Z (6 screws in a bag)
- drain pipe (fastener not included), product number: 13982
- water pipe and fasteners, joints for copper pipe, product number: 13970
- fastener and screw to drain pipe, product number: 13983

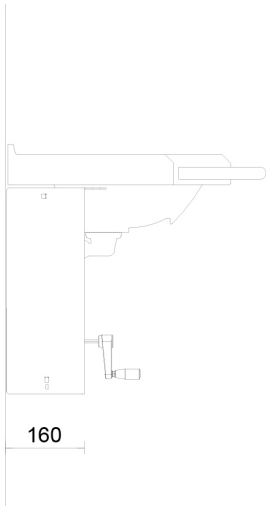


Product Information			
Width	575 mm	Color	white
Length	-	Rail color	-
Height	460 mm	Material	-
Depth	160 mm	Handedness	-

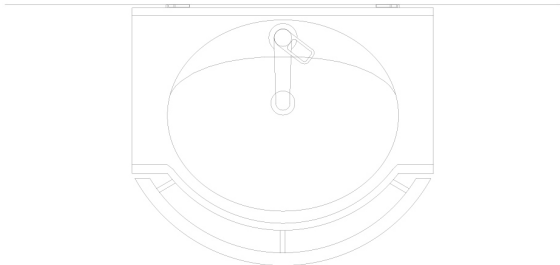
Blueprint



6238.4 FRONT



6238.4 SIDE



6238.4 PLAN